

# LEGACY EDUCATION

---



**INTEGRITY  
COLLEGE  
OF HEALTH**  
a Legacy Education Institution

**High Desert**  
**Medical College**  
a Legacy Education Institution

**CENTRAL COAST  
COLLEGE**  
a Legacy Education Institution



## Student Training Guide

---

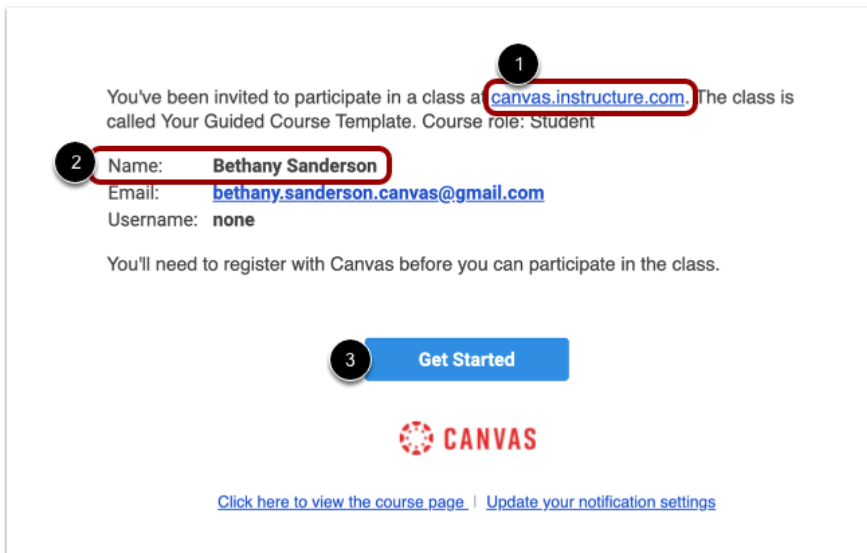


canvas

**Ring**  
**Central**<sup>®</sup>

# How do I accept an email invitation to join a Canvas course as a student?

If you are using Canvas through your institution, you will receive a course invitation where you have to create a Canvas account as part of the registration process.



**Note:** If having trouble with your account, contact your campus for assistance.

If you've enrolled in or been invited to a Canvas course, you will receive an email that contains your institution's Canvas URL [1] and your email address to use for your login [2]. To accept the course invitation, click the **Get Started** button [3].

The URL for Legacy Education is

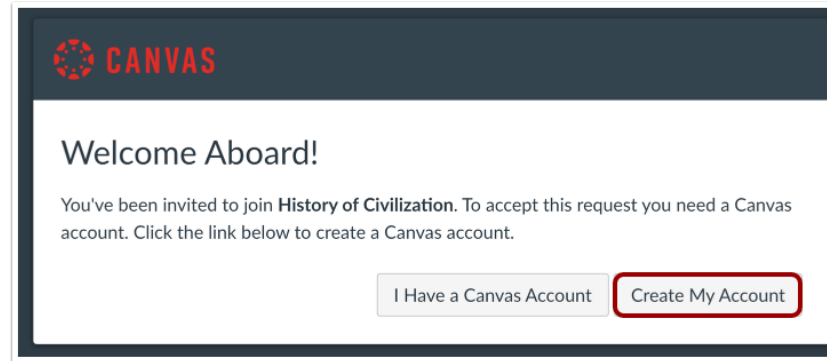
[legacy.instructure.com](https://legacy.instructure.com)

## Accept Course



Canvas will take you to your course and ask you to accept the enrollment. Click the **Accept** button.

## Create Canvas Account



Click the **Create My Account** button.

## Complete Registration

Create a password [1] and enter your time zone [2]. Depending on your account type, you may be asked if you want to receive information, news, and tips from Instructure [3].

Select the Acceptable Use Policy checkbox [4], then click the **Register** button [5].

# How can I use Canvas on my mobile device as a student?

## Mobile Browsers

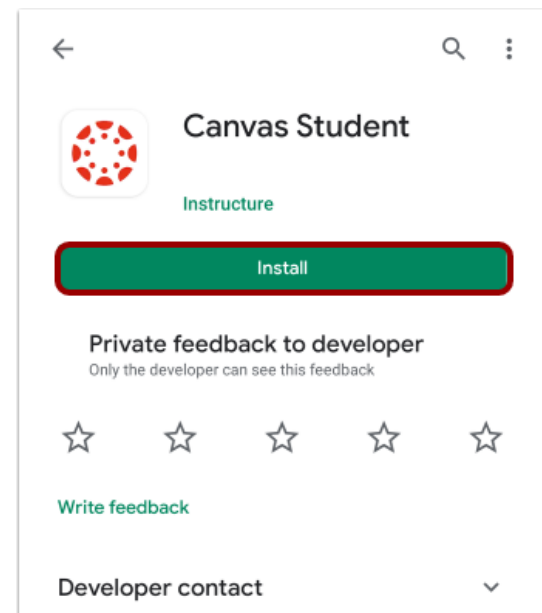
You can access Canvas from any browser on your Android/iOS device. However, mobile browsers are not supported, and features may not function as expected compared to viewing Canvas in a fully supported desktop browser.

On mobile devices, Canvas is designed to be used within Canvas mobile applications.

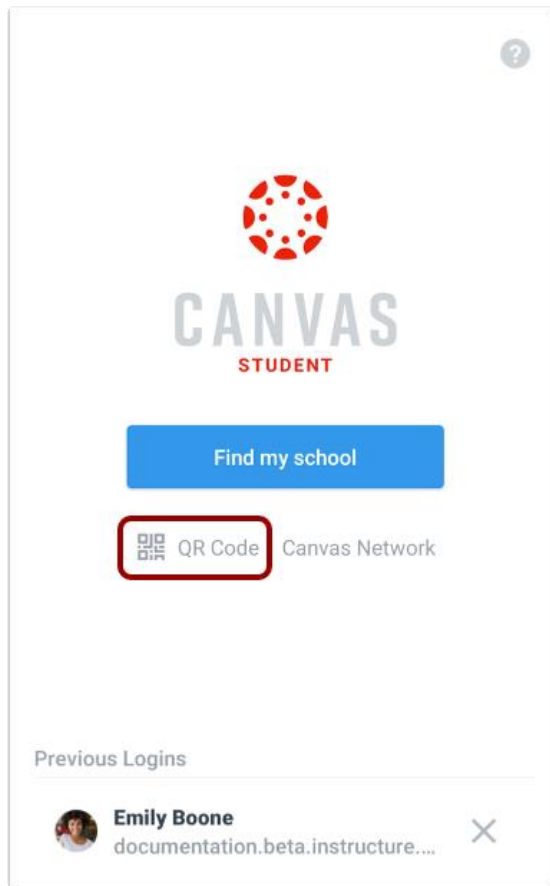
## Mobile Applications

**Canvas Student:** This app provides access to Canvas while on the go. Depending on your device, not all Canvas features may be available on the app at this time. View [Canvas Student mobile features](#) by version and device.

To download the Canvas Student app on your mobile device, search for Canvas Student in your App Store, then install and download it.



## How do I log into the Student app on my mobile device with a QR Code?



Once you [download the Canvas Student app](#) from the iTunes or Play store, you can use the app to log in to your Canvas account.

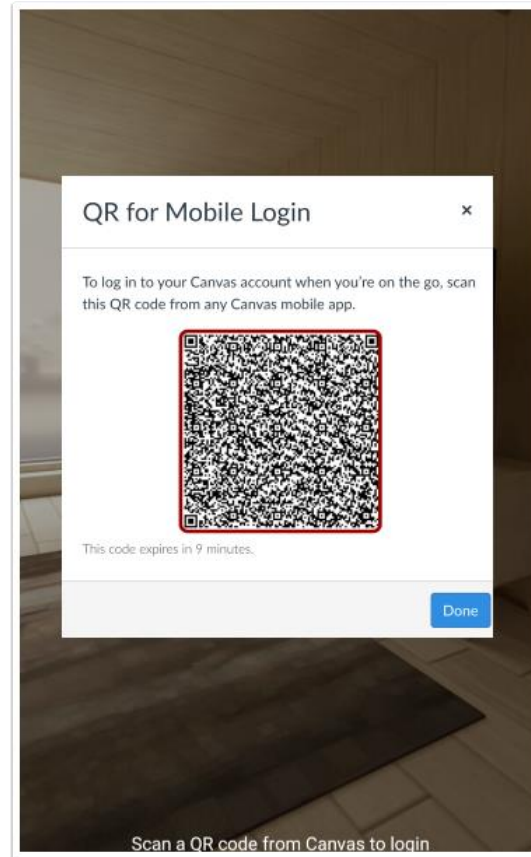
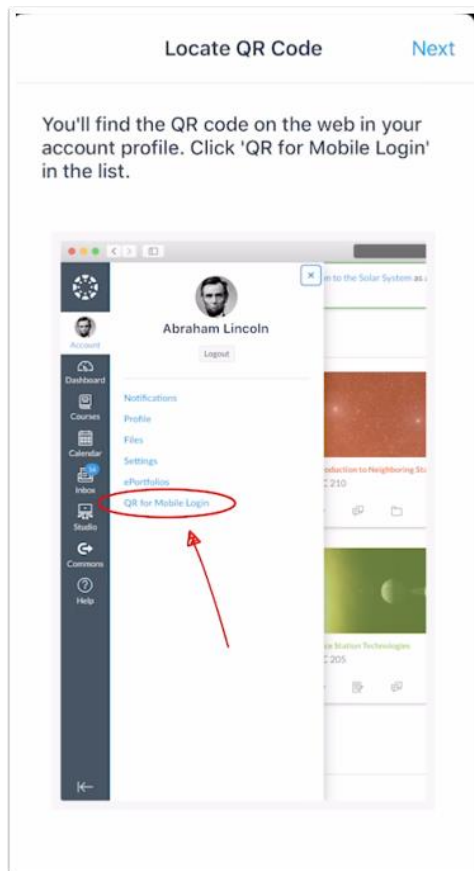
You can [generate a unique QR](#) code from your Canvas web browser to quickly log into the app. This method uses your credentials from the QR code to log you into the app. The QR code is located in your account profile (User Navigation Menu).

The images below are shown for a phone display, but unless otherwise noted, tablet displays mirror the same steps.

Open Canvas Student and tap the **QR Code** link

Review the instructions for locating the QR code in the web version of Canvas. The QR code is located in your account profile (User Navigation Menu).

When you have located the QR code, click the **Next** button.



Hold your phone up to your computer screen to scan the QR code. Once the code is located, the app will update automatically.

**Notes:**

You may have to grant permission for your phone to use your camera.

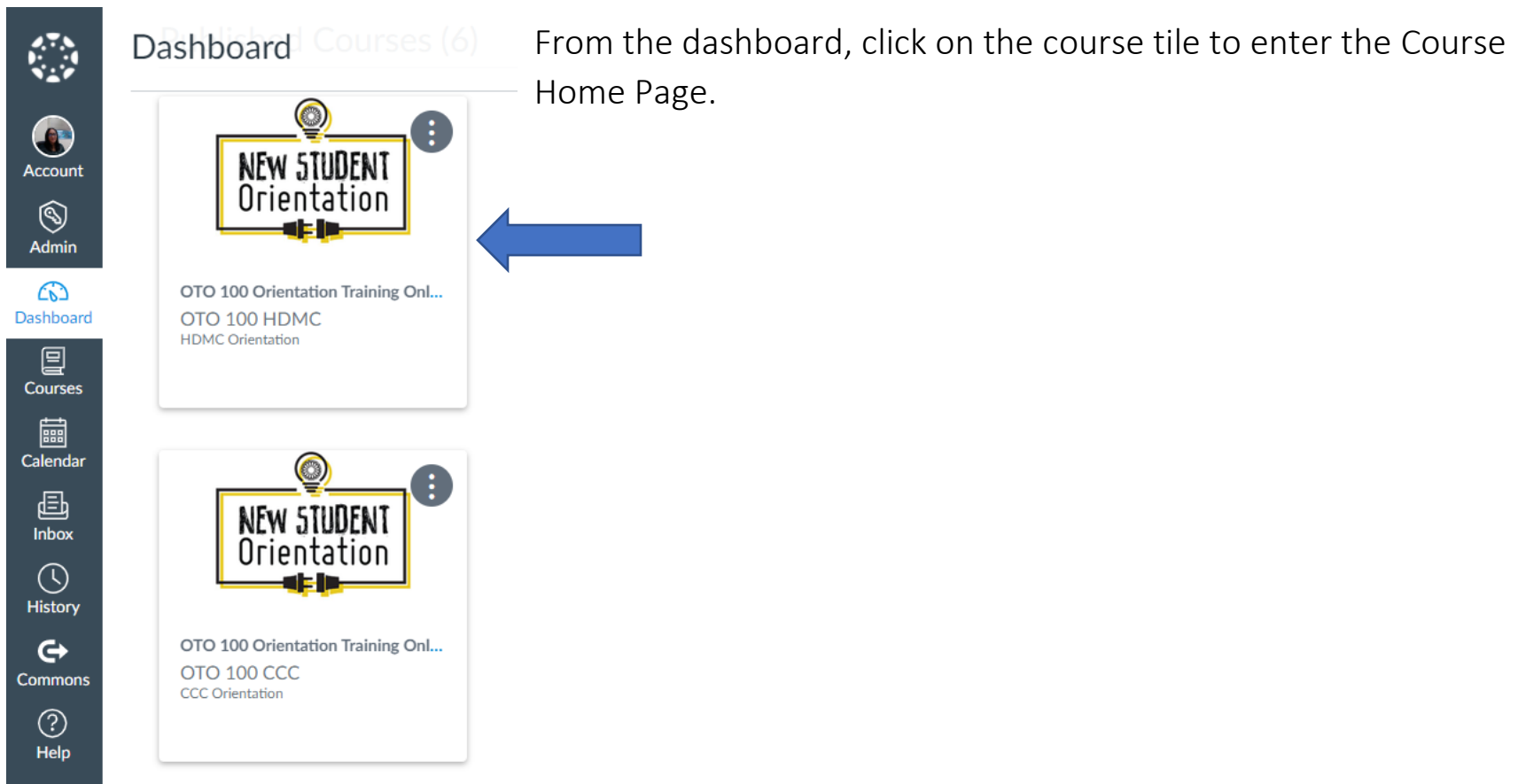
The app may take a few minutes to log you in.

From there, you will be able to view the dashboard for your user account.

# How do I access my Ring Central Meetings through Canvas?

## What are RingCentral Meetings?

RingCentral Meetings is a video conferencing platform that HDMC, ICH, and CCC use to host lectures for online courses.



The screenshot shows the Canvas dashboard interface. On the left is a dark sidebar with navigation icons for Account, Admin, Dashboard, Courses, Calendar, Inbox, History, Commons, and Help. The main content area is titled 'Dashboard' and 'Courses (6)'. It displays two course tiles, each with a 'NEW STUDENT Orientation' graphic. The top tile is for 'OTO 100 Orientation Training On...' and 'OTO 100 HDMC HDMC Orientation'. The bottom tile is for 'OTO 100 Orientation Training On...' and 'OTO 100 CCC CCC Orientation'. A blue arrow points to the top tile. To the right of the tiles, text reads: 'From the dashboard, click on the course tile to enter the Course Home Page.'

## OTO 100 Orientation Training Online HDMC



Then locate the RingCentral link along the left side of the home page. You will be able to view the upcoming meetings for your class.

Click "Join" under the "Action" column to join your class meeting session. If the session is not loading, go to [meetings.ringcentral.com](https://meetings.ringcentral.com) and manually enter the Meeting ID provided.

### My meetings

Upcoming meetings

Previous meetings

Topic	Instructor	Date / Time	Duration	Meeting ID	Action
New Student Orientation	Jasmine Mills	02/02/21, 01:00 PM	01 hr	1486847250	Join
New Student Orientation	Jasmine Mills	02/09/21, 01:00 PM	01 hr	1486847250	Join